

Service Departs from Gate 320
Weekdays

NEW YORK CITY Port Authority Bus Terminal	BRICK TOWNSHIP Dorado (Park & Ride)	LAKEWOOD - NJ Transit Bus Terminal 1st Ave. at Lexington Ave.	BRICK TOWNSHIP Rt. 549 at Brick Plaza	SILVERTON Rt. 549 at Kettle Creek Rd./Church Rd.	TOMS RIVER County Rt. 549 at Fischer Blvd.	TOMS RIVER US 9 at Rt. 571	TOMS RIVER Toms River Park & Ride	
MAP REFERENCE								
13	11	10	9	8	7	14	6	
d	-	-	639	-	-	-	653	705
d	-	-	739	-	-	-	753	805
k	230	356r	-	404r	407r	410r	-	420
	350	516r	-	524r	527r	530r	-	540
	420	546r	-	554r	557r	600r	-	610
	450	616r	-	624r	627r	630r	-	640
	510	636r	649	-	-	-	-	-
	525	651	-	659	702	705	-	715
	540	706r	-	714r	717r	720r	-	730
	555	721r	734	-	-	-	-	-
	610	736r	-	744r	747r	750r	-	800
	640	806r	-	814r	817r	820r	-	830
	740	906r	-	914r	917r	920r	-	930

d - Trip operates via Rt's 9 and 166 between Lakewood and Toms River
r - Time indicated is estimated arrival time - trips may leave earlier than time subject to traffic conditions
k - Trip operates Friday only

All PM trips from New York will serve ramp stop for Brick Park Ride upon passenger request at time of boarding only.

To Toms River Township/Seaside Park

Weekdays

LINE NO.	NEW YORK CITY Port Authority Bus Terminal	TOMS RIVER Toms River Park & Ride	ISLAND HEIGHTS NJ Rt 37 & Central Ave.	SEASIDE HEIGHTS Central & Hamilton Aves.	SEASIDE PARK Central & 6th Aves.
MAP REFERENCE					
	13	6	5	4	3
319	730	905	-	-	-
319	830	1005	-	-	-
319	930	1105	-	-	-
137	930	1105r	1113r	1123r	1128
319	1030	1205	-	-	-
319	1130	105	-	-	-
319	1230	205	-	-	-
137 z	1230	205	-	-	-
319	130	305	-	-	-
137 z	130	305	-	-	-
137	215	350	-	-	-
319	230	405	-	-	-
137	300	435	-	-	-
137	330	505	-	-	-
319	345	520	-	-	-
137	400	535	-	-	-
137	430	605	-	-	-
319	445	620	-	-	-
137	500	635	-	-	-
137	515	650	-	-	-
319 z	515	650	-	-	-
137	530	705	-	-	-
319	545	720	-	-	-
137	600	735r	743r	753r	758
319	615	750	-	-	-
137	630	805	-	-	-
319	645	820	-	-	-
137	715	850r	858r	908r	913
137	800	935	-	-	-
137	830	1005	-	-	-
319	845	1020	-	-	-
137 z	845	1020	-	-	-
137	1000	1135	-	-	-
137 z	1130	105	-	-	-
319	1130	105	-	-	-

r - Time indicated is estimated arrival time - trips may leave earlier than time subject to traffic conditions
z - Trip operates Friday only

Saturdays

LINE NO.	NEW YORK CITY Port Authority Bus Terminal	TOMS RIVER Toms River Park & Ride	ISLAND HEIGHTS NJ Rt 37 & Central Ave.	SEASIDE HEIGHTS Central & Hamilton Aves.	SEASIDE PARK Central & 6th Aves.
MAP REFERENCE					
	13	6	5	4	3
319	700	835	-	-	-
319	730	905	-	-	-
319	830	1005	-	-	-
137 A	930	1105r	1113r	1123r	1128
319	930	1105	-	-	-
137	1030	1205	-	-	-
319	1030	1205	-	-	-
319	1130	105	-	-	-
319	1230	205	-	-	-
137	1230	205	-	-	-
319	230	405	-	-	-
137	230	405	-	-	-
319	230	405	-	-	-
319	330	505	-	-	-
319	430	605	-	-	-
137	430	605	-	-	-
319	530	705	-	-	-
137	600	735	-	-	-
319	630	805	-	-	-
137	715	850	-	-	-
319	745	920	-	-	-
319	845	1020	-	-	-
319	1000	1135	-	-	-
319	1130	105	-	-	-

A - Trip operates to Island Beach State Parkway upon passenger request only
r - Time indicated is estimated arrival time - trips may leave earlier than time subject to traffic conditions

A.M. - Light face type

P.M. - Bold face type

Sundays

LINE NO.	NEW YORK CITY Port Authority Bus Terminal	TOMS RIVER Toms River Park & Ride	ISLAND HEIGHTS NJ Rt 37 & Central Ave.	SEASIDE HEIGHTS Central & Hamilton Aves.	SEASIDE PARK Central & 6th Aves.
MAP REFERENCE					
	13	6	5	4	3
319	700	835	-	-	-
319	730	905	-	-	-
319	830	1005	-	-	-
319	930	1105	-	-	-
137 A	930	1105	1113	1123	1128
319	1030	1205	-	-	-
319	1130	105	-	-	-
319	1230	205	-	-	-
319	230	405	-	-	-
137	230	405	-	-	-
319	330	505	-	-	-
319	430	605	-	-	-
137	600	735	-	-	-
319	630	805	-	-	-
319	745	920	-	-	-
319	845	1020	-	-	-
319	1000	1135	-	-	-
319	1130	105	-	-	-


A - Trip operates to Island Beach State Parkway upon passenger request only

Contact Us
we're here to help
Customer Service
Commendations/Complaints
Schedules, Fares and Lost & Found

NJTransit Information 1 (973) 275-5555
Text Telephone (TT) 1 (800) 772-2287

Fare Information
How to determine your fare

Your fare is based on the number of zones you travel through. Check the map on this schedule to see how many zones you travel. Each time you cross a zone boundary, you must pay for another zone. For additional information about the NJ TRANSIT bus fares and ticket options, please consult the NJ TRANSIT Bus Rider Guide or our website, www.njtransit.com


 All trips are operated with lift-equipped buses. NOTE: when traveling into or out of the Port Authority Bus Terminal or George Washington Bridge Bus Station, please call 1 (973) 275-5555 in advance for the location of an accessible boarding gate.

Holiday Service Guide

Holiday	Schedule in Effect	
	137 Rt. 549	137-319 EXP.
New Year's Day - Jan. 1**	No Service	Saturday
Martin Luther King Jr. Day	Holiday-see website	Holiday-see website
Presidents' Day	Holiday-see website	Holiday-see website
Good Friday	Holiday-see website	Holiday-see website
Memorial Day	No Service	Sunday
Independence Day - July 4**	No Service	Sunday
Labor Day	No Service	Holiday-see website
Columbus Day	Holiday-see website	Holiday-see website
Veterans Day	Regular service	Regular service
Wednesday Before Thanksgiving	See website for details	See website for details
Thanksgiving Day	No Service	Sunday
Friday After Thanksgiving	Holiday-see website	Holiday-see website
Christmas Eve	See website for details	See website for details
Christmas Day - Dec. 25**	No Service	Saturday
New Year's Eve	See website for details	See website for details

**Observed Holidays - When this holiday falls on a weekend a special schedule will be operated on the observed holiday.
Please check our website at www.njtransit.com to confirm the schedule in effect on holidays.

137



- with service to
- ➔ ISLAND BEACH STATE PARK (Seasonal weekends only)
 - ➔ SEASIDE PARK (Seasonal)
 - ➔ SEASIDE HEIGHTS (Seasonal)
 - ➔ ISLAND HEIGHTS (Seasonal)
 - ➔ TOMS RIVER TOWNSHIP
Toms River Park Ride (Bus Terminal)
Ocean County Mall
Ocean County College
 - ➔ BRICK TOWNSHIP
Brick Plaza
Dorado Shopping Center Park Ride
Brick Township Park Ride
 - ➔ LAKEWOOD
Lakewood Bus Terminal
Georgian Court University
 - ➔ NEW YORK

CUSTOMER SERVICE  **STARS**
Someone make your trip better?
Tell us who. NJTRANSIT.COM/STARS



**take
note**

**Important Changes
what's new for riders**

Service will operate daily between New York and Seaside Park and on weekends from Island Beach State Park and to Island Beach State Park (passenger request only). On Labor Day Weekend please consult njtransit.com for the special schedules which will operate on Saturday, Sunday, and Labor Day
New features on the stick map:
Use new map reference numbers on the time points in the schedules to find it's location on the route map.

Contact Us
we're here to help



Customer Service
Commendations/Complaints
Schedules, Fares and Lost & Found
NJTransit Information
1 (973) 275-5555
Text Telephone (TT) (800) 772-2287
www.njtransit.com

Weekdays

TOMS RIVER Toms River Park & Ride						
TOMS RIVER County Rt. 549 at Fischer Blvd.						
SILVERTON Rt. 549 at Kettle Creek Rd./Church Rd.						
BRICK TOWNSHIP Rt. 549 at Brick Plaza						
LAKEWOOD - NJ Transit Bus Terminal 1st Ave. at Lexington Ave.						
BRICK TOWNSHIP Dorado (Park & Ride)						
NEW YORK CITY Port Authority Bus Terminal						
MAP REFERENCE						
6	7	8	9	10	11	13
441	451	455	502	-	510	635
456	506	510	517	-	525	650
-	-	-	-	525	540	705
526	536	540	547	-	555	720
-	-	-	-	555	610	735
556	606	610	617	-	625	750
-	-	-	-	623	640	805
* *	631	641	645	652	700	825
-	-	-	-	718	735	900
-	-	-	-	755	812	937

* - Trip operates via Northbound Ramp stop for Brick Park & Ride approximately 5 minutes after Dorado Park & Ride time

Weekdays

LINE NO.	MAP REFERENCE					
	3	4	5	6	13	
137	-	-	-	500	635	
319	-	-	-	515	650	
137	-	-	-	535	710	
137	-	-	-	550	725	
137	550	555	605	615	750	
137	-	-	-	630	805	
137	-	-	-	645	820	
319	-	-	-	700	835	
137	-	-	-	715	850	
137	720	725	735	745	920	
137	-	-	-	815	950	
137	-	-	-	845	1020	
137 c	-	-	-	900	1035	
319	-	-	-	900	1035	
137 w	-	-	-	900	1035	
137	-	-	-	1000	1135	
137 w	-	-	-	1005	1140	
137	-	-	-	1055	1230	
319	-	-	-	1100	1235	
137	-	-	-	1155	130	
319	-	-	-	1200	135	
319	-	-	-	100	235	
137	-	-	-	155	330	
319	-	-	-	200	335	
137	-	-	-	255	430	
319	-	-	-	300	435	
319	-	-	-	300	435	
137	-	-	-	400	535	
319	-	-	-	500	635	
137	500	515	530	535	545	
319	-	-	-	555	730	
319	-	-	-	600	735	
137	-	-	-	655	830	
319	-	-	-	700	835	
319	-	-	-	800	935	
319	-	-	-	800	935	
319	-	-	-	900	1035	
319	-	-	-	1030	1205	
319	-	-	-	1130	105	
319	-	-	-	1230	205	
319	-	-	-	130	305	
319	-	-	-	230	405	

c - Trip operates Mondays Only
w - Trip operates Wednesdays Only

To New York

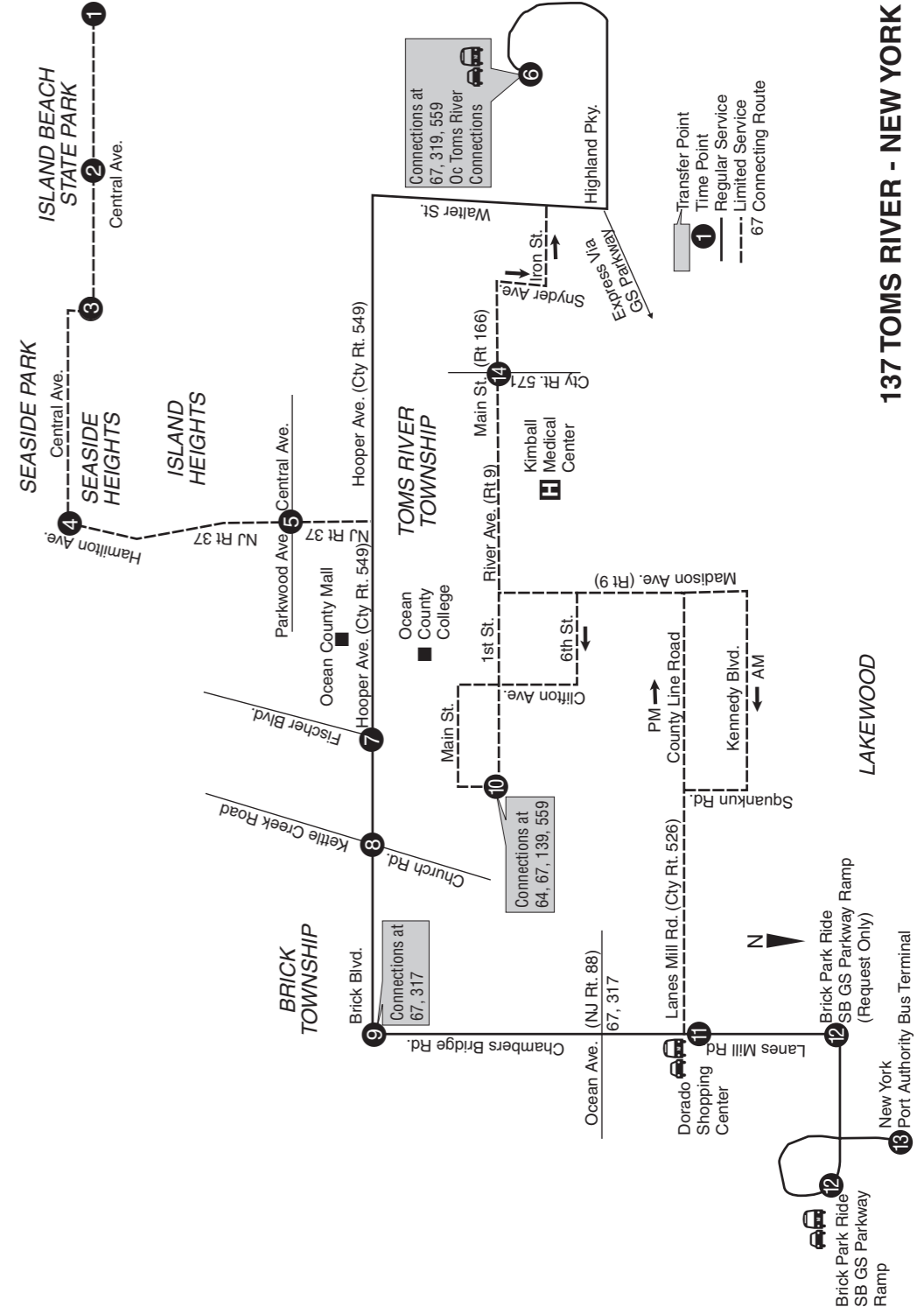
Saturdays

LINE NO.	MAP REFERENCE					
	1	2	3	4	5	6
319	-	-	-	-	-	515
137	-	-	-	-	-	655
319	-	-	-	-	-	700
137	-	-	-	-	-	755
137	-	-	-	-	-	855
319	-	-	-	-	-	900
137	-	-	-	-	-	955
319	-	-	-	-	-	1000
137	-	-	-	-	-	1100
319	-	-	-	-	-	1200
137	-	-	-	-	-	1255
319	-	-	-	-	-	100
137	-	-	-	-	-	200
319	-	-	-	-	-	255
137	-	-	-	-	-	300
319	-	-	-	-	-	400
137	-	-	-	-	-	500
319	-	-	-	-	-	555
137	500	515	530	535	545	555
319	-	-	-	-	-	600
137	-	-	-	-	-	655
319	-	-	-	-	-	700
319	-	-	-	-	-	800
319	-	-	-	-	-	900
319	-	-	-	-	-	1030
319	-	-	-	-	-	1130
319	-	-	-	-	-	1230
319	-	-	-	-	-	130
319	-	-	-	-	-	230

A.M. - Light face type
P.M. - Bold face type

Sundays

LINE NO.	MAP REFERENCE					
	1	2	3	4	5	6
319	-	-	-	-	-	515
137	-	-	-	-	-	655
319	-	-	-	-	-	700
137	-	-	-	-	-	800
137	-	-	-	-	-	855
319	-	-	-	-	-	900
137	-	-	-	-	-	955
319	-	-	-	-	-	1000
137	-	-	-	-	-	1100
137	-	-	-	-	-	1155
319	-	-	-	-	-	1200
137	-	-	-	-	-	1255
319	-	-	-	-	-	100
137	-	-	-	-	-	200
319	-	-	-	-	-	255
137	-	-	-	-	-	300
319	-	-	-	-	-	400
137	-	-	-	-	-	500
319	-	-	-	-	-	555
137	-	-	-	-	-	655
319	-	-	-	-	-	709
137	-	-	-	-	-	755
319	-	-	-	-	-	800
137	-	-	-	-	-	855
319	-	-	-	-	-	909
319	-	-	-	-	-	1000
319	-	-	-	-	-	1030
319	-	-	-	-	-	1130
319	-	-	-	-	-	1230
319	-	-	-	-	-	100
319	-	-	-	-	-	230



137 TOMS RIVER - NEW YORK

Transfer Point
Time Point
Regular Service
Limited Service
67 Connecting Route