

# To Newark

## Weekdays

NEW YORK CITY Port Authority Bus Terminal	UNION CITY 31st St. at Bergenline Ave.	NEWARK - Penn Station Raymond Blvd. at Raymond Plaza East	NEWARK Central Ave. at Washington St.	NEWARK - Colonnade Apts. Clifton Ave. at E. 7th Ave.
600	610	635	639	647
-	630	655	659	707
715	725	750	754	802
745	755	820	824	832
805	815	840	844	852
900	910	935	939	947
1000	1010	1031	1035	1044
1100	1110	1131	1135	1144
<b>1200</b>	<b>1210</b>	<b>1231</b>	<b>1235</b>	<b>1244</b>
<b>100</b>	<b>110</b>	<b>131</b>	<b>135</b>	<b>144</b>
<b>200</b>	<b>210</b>	<b>231</b>	<b>235</b>	<b>244</b>
<b>300</b>	<b>310</b>	<b>330</b>	<b>338</b>	<b>348</b>
<b>400</b>	<b>410</b>	<b>430</b>	<b>438</b>	<b>448</b>
<b>500</b>	-	<b>531</b>	<b>539</b>	<b>549</b>
<b>600</b>	-	<b>625</b>	<b>633</b>	<b>643</b>
<b>700</b>	<b>710</b>	<b>730</b>	<b>734</b>	<b>742</b>
<b>730</b>	<b>740</b>	<b>800</b>	<b>804</b>	<b>812</b>
<b>800</b>	<b>810</b>	<b>830</b>	<b>834</b>	<b>842</b>
<b>900</b>	<b>910</b>	<b>930</b>	<b>934</b>	<b>942</b>
<b>1000</b>	<b>1010</b>	<b>1030</b>	<b>1034</b>	<b>1042</b>
G <b>1100</b>	<b>1110</b>	<b>1130</b>	<b>1134</b>	<b>1142</b>
G 1200	-	1222	1226	1234
G 1259	-	121	125	133

G - Trip departs from Gate # 316

## Saturdays/Sundays

NEW YORK CITY Port Authority Bus Terminal	UNION CITY 31st St. at Bergenline Ave.	NEWARK - Penn Station Raymond Blvd. at Raymond Plaza East	NEWARK Central Ave. at Washington St.	NEWARK - Colonnade Apts. Clifton Ave. at E. 7th Ave.
800	810	831	835	844
900	910	931	935	944
1000	1010	1031	1036	1046
1100	1110	1131	1136	1146
<b>1200</b>	<b>1210</b>	<b>1231</b>	<b>1236</b>	<b>1246</b>
<b>100</b>	<b>110</b>	<b>131</b>	<b>136</b>	<b>146</b>
<b>200</b>	<b>210</b>	<b>231</b>	<b>236</b>	<b>246</b>
<b>300</b>	<b>310</b>	<b>331</b>	<b>336</b>	<b>346</b>
<b>400</b>	<b>410</b>	<b>431</b>	<b>436</b>	<b>446</b>
<b>500</b>	<b>510</b>	<b>530</b>	<b>534</b>	<b>543</b>
<b>600</b>	<b>610</b>	<b>630</b>	<b>634</b>	<b>643</b>
<b>700</b>	<b>710</b>	<b>730</b>	<b>734</b>	<b>743</b>
<b>800</b>	<b>810</b>	<b>830</b>	<b>834</b>	<b>843</b>
<b>900</b>	<b>909</b>	<b>929</b>	<b>933</b>	<b>941</b>
<b>1000</b>	-	<b>1022</b>	<b>1026</b>	<b>1034</b>
G <b>1100</b>	-	<b>1122</b>	<b>1126</b>	<b>1134</b>
G 1200	-	1222	1226	1234
G 1259	-	121	125	133

G - Trip departs from Gate # 316

A.M. - Light face type

## Holidays

NEW YORK CITY Port Authority Bus Terminal	UNION CITY 31st St. at Bergenline Ave.	NEWARK - Penn Station Raymond Blvd. at Raymond Plaza East	NEWARK Central Ave. at Washington St.	NEWARK - Colonnade Apts. Clifton Ave. at E. 7th Ave.
600	610	635	639	647
700	710	735	739	747
800	810	835	839	847
900	910	935	939	947
1000	1010	1031	1035	1044
1100	1110	1131	1135	1144
<b>1200</b>	<b>1210</b>	<b>1231</b>	<b>1235</b>	<b>1244</b>
<b>100</b>	<b>110</b>	<b>131</b>	<b>135</b>	<b>144</b>
<b>200</b>	<b>210</b>	<b>231</b>	<b>235</b>	<b>244</b>
<b>300</b>	<b>310</b>	<b>330</b>	<b>336</b>	<b>345</b>
<b>400</b>	<b>410</b>	<b>430</b>	<b>436</b>	<b>445</b>
<b>500</b>	-	<b>531</b>	<b>537</b>	<b>546</b>
<b>600</b>	-	<b>625</b>	<b>631</b>	<b>640</b>
<b>700</b>	<b>710</b>	<b>730</b>	<b>734</b>	<b>742</b>
<b>800</b>	<b>810</b>	<b>830</b>	<b>834</b>	<b>842</b>
<b>900</b>	<b>910</b>	<b>930</b>	<b>934</b>	<b>942</b>
<b>1000</b>	<b>1010</b>	<b>1030</b>	<b>1034</b>	<b>1042</b>
G <b>1100</b>	<b>1110</b>	<b>1130</b>	<b>1134</b>	<b>1142</b>
G 1200	-	1222	1226	1234
G 1259	-	121	125	133

G - Trip departs from Gate # 316

P.M. - Bold face type

## Fare Information

This is an exact fare line. Passengers are required to have exact fare when boarding buses on this line. One dollar bills and most U.S. coins are accepted. Drivers do not carry money and cannot make change.

### How to determine your fare

Your fare is based on the number of zones you travel through. Check the map on this schedule to see how many zones you travel. Each time you cross a zone boundary, you must pay for another zone.

### Cash Fare: To/From New York

Zone	1	2	4
Adult	\$1.50	\$3.20	\$5.50
Children & Sr. Citizens	\$0.70	\$1.45	\$2.50
10 trip ticket		\$27.00	\$47.50
Monthly Pass		\$98.00	\$153.00

### Cash Fare: Within New Jersey

Zone	1	2	4	Transfer
Adult	\$1.50	\$2.35	\$3.50	\$.70
Children & Sr. Citizens	\$0.70	\$1.05	\$1.60	\$.35
Monthly Pass	\$54.00	\$72.00	\$92.00	

Transfers must be purchased when boarding bus.

For additional information about the NJ TRANSIT bus fares and ticket options, please consult the NJ TRANSIT Bus Rider Guide or our website, www.njtransit.com

## Holiday Service Guide

Holiday	Schedule in Effect
New Year's Day - Jan. 1**	Sunday
Martin Luther King Jr. Day	Holiday
Presidents' Day	Saturday
Good Friday	Weekday
Memorial Day	Sunday
Independence Day - July 4**	Sunday
Labor Day	Sunday
Columbus Day	Weekday
Veterans Day	Regular service
Wednesday Before Thanksgiving	See website for details
Thanksgiving Day	Sunday
Friday After Thanksgiving	Holiday
Christmas Eve	See website for details
Christmas Day - Dec. 25**	Sunday
New Year's Eve	See website for details

\*\*Observed Holidays - When this holiday falls on a weekend, a special schedule will be operation on the observed holiday. Please check our website at www.njtransit.com to confirm the schedule in effect on holidays.

# 108 NEWARK NEW YORK

Effective: January 9, 2010

Revised: June 2010


Serving: Newark



Broad St. Station  
Penn Station  
Union City  
New York

See inside for Port Authority Bus Terminal Gate Information

Departs: Newark Penn Station Bus Lane 2B



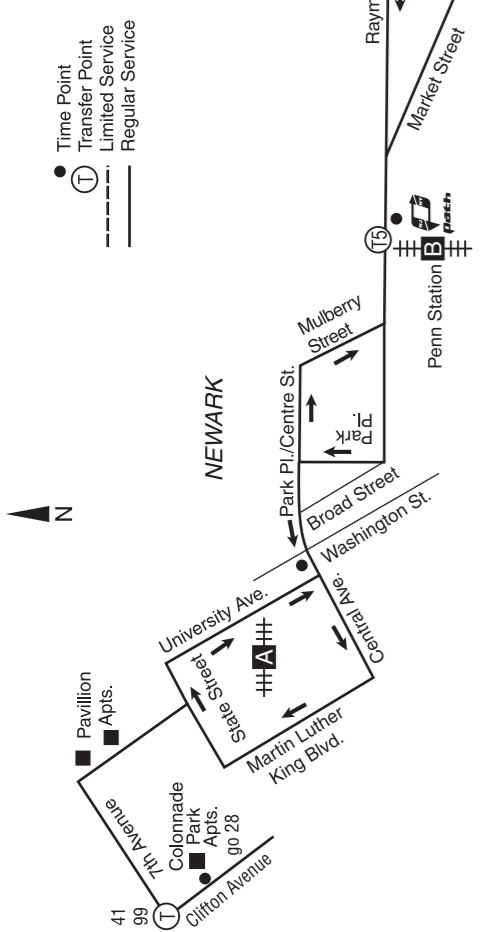
CUSTOMER SERVICE STARS  
Someone make your trip better?  
Tell us who. NJTRANSIT.COM/STARS

NJ TRANSIT  
The Way To Go.

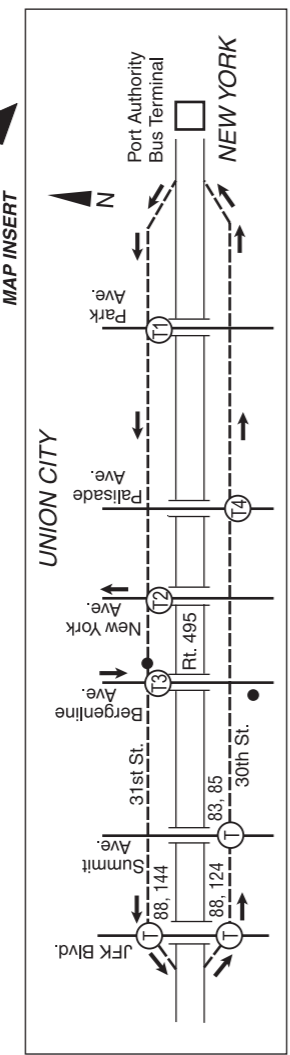
# 108 NEWARK - NEW YORK

- Time Point
- Transfer Point
- Limited Service
- Regular Service

- Connecting Rail Service
- A Broad St. Station, Newark
- Morris & Essex Line
- Montclair-Boonton Line
- Newark light rail
- B Penn Station, Newark
- Northeast Corridor Line
- North Jersey Coast Line
- Raritan Valley Line
- Newark light rail
- PATH (Newark)



SEE MAP INSERT



- Connecting Bus Service
- T1 84P, 86, 89, 127, 144, 156, 159
- T2 22, 83, 84, 85, 86, 115, 121, 125, 127, 154, 159
- T3 22, 83, 84, 85, 86, 107, 111, 115, 124, 125, 129, 144, 159, 160, 161, 163, 167, 191, 192, 195, 199
- T4 84P, 86, 107, 111, 115, 121, 123, 124, 125, 127, 129, 144, 154, 156, 159, 160, 161, 163, 167, 191, 192, 195, 199
- T5 1, 5, 11\*, 21, 25, 90, 25, 28\*, 29\*, 30\*, C31, 34, 39, 40, 44, 62, 67, 70, 71, 72, 73, 75, 76, 78, 79, 108, 308\*, 319, 361, 375, 378

\*Limited Service

## Weekdays

NEWARK - Colonnade Apts. Clifton Ave. at E. 7th Ave.	NEWARK - Broad St. Station University Ave. at Lackawanna Ave.	NEWARK - Penn Station Bus Lanes (Raymond Blvd. side)	UNION CITY 30th St. at Palisade Ave.	NEW YORK CITY Port Authority Bus Terminal
510	514	521	-	546
615	619	626	643	651
650	654	702	-	737
725	730	741	-	816
800	805	816	840	848
900	905	916	-	949
1000	1005	1013	1037	1045
1100	1105	1113	1137	1145
<b>1200</b>	<b>1205</b>	<b>1213</b>	<b>1237</b>	<b>1245</b>
<b>100</b>	<b>105</b>	<b>113</b>	<b>137</b>	<b>145</b>
<b>200</b>	<b>205</b>	<b>213</b>	<b>237</b>	<b>245</b>
<b>300</b>	<b>306</b>	<b>317</b>	<b>351</b>	<b>407</b>
<b>400</b>	<b>406</b>	<b>417</b>	<b>451</b>	<b>522</b>
<b>500</b>	<b>506</b>	<b>517</b>	<b>551</b>	<b>622</b>
<b>600</b>	<b>606</b>	<b>617</b>	<b>651</b>	<b>704</b>
<b>700</b>	<b>704</b>	<b>711</b>	<b>731</b>	<b>739</b>
<b>800</b>	<b>804</b>	<b>811</b>	<b>831</b>	<b>839</b>
<b>900</b>	<b>904</b>	<b>911</b>	<b>931</b>	<b>939</b>
<b>1000</b>	<b>1004</b>	<b>1011</b>	<b>1031</b>	<b>1039</b>
<b>1100</b>	<b>1104</b>	<b>1111</b>	<b>1131</b>	<b>1139</b>
1200	1204	1211	1231	1239

## To New York Saturdays/Sundays

NEWARK - Colonnade Apts. Clifton Ave. at E. 7th Ave.	NEWARK - Broad St. Station University Ave. at Lackawanna Ave.	NEWARK - Penn Station Bus Lanes (Raymond Blvd. side)	UNION CITY 30th St. at Palisade Ave.	NEW YORK CITY Port Authority Bus Terminal
700	704	710	734	743
800	804	810	834	843
900	904	912	938	947
1000	1004	1012	1038	1047
1100	1104	1112	1138	1147
<b>1200</b>	<b>1204</b>	<b>1212</b>	<b>1238</b>	<b>1247</b>
<b>100</b>	<b>104</b>	<b>112</b>	<b>137</b>	<b>146</b>
<b>200</b>	<b>204</b>	<b>212</b>	<b>234</b>	<b>243</b>
<b>300</b>	<b>304</b>	<b>312</b>	<b>334</b>	<b>343</b>
<b>400</b>	<b>404</b>	<b>412</b>	<b>434</b>	<b>443</b>
<b>500</b>	<b>504</b>	<b>512</b>	<b>534</b>	<b>543</b>
<b>600</b>	<b>604</b>	<b>612</b>	<b>634</b>	<b>643</b>
<b>700</b>	<b>704</b>	<b>712</b>	<b>732</b>	<b>741</b>
<b>800</b>	<b>804</b>	<b>812</b>	<b>832</b>	<b>841</b>
<b>900</b>	<b>904</b>	<b>912</b>	<b>932</b>	<b>941</b>
<b>1000</b>	<b>1004</b>	<b>1012</b>	<b>1032</b>	<b>1041</b>
<b>1100</b>	<b>1104</b>	<b>1112</b>	<b>1132</b>	<b>1141</b>
1200	1204	1212	1232	1241

A.M. - Light face type

P.M. - Bold face type

## Holidays

NEWARK - Colonnade Apts. Clifton Ave. at E. 7th Ave.	NEWARK - Broad St. Station University Ave. at Lackawanna Ave.	NEWARK - Penn Station Bus Lanes (Raymond Blvd. side)	UNION CITY 30th St. at Palisade Ave.	NEW YORK CITY Port Authority Bus Terminal
515	519	526	-	551
610	614	621	638	646
700	704	713	-	743
800	804	813	837	845
900	904	913	-	943
1000	1004	1012	1036	1046
1100	1104	1112	1136	1146
<b>1200</b>	<b>1204</b>	<b>1212</b>	<b>1236</b>	<b>1246</b>
<b>100</b>	<b>104</b>	<b>112</b>	<b>136</b>	<b>146</b>
<b>200</b>	<b>204</b>	<b>212</b>	<b>236</b>	<b>246</b>
<b>300</b>	<b>304</b>	<b>312</b>	<b>336</b>	<b>346</b>
<b>400</b>	<b>404</b>	<b>412</b>	<b>441</b>	<b>451</b>
<b>500</b>	<b>504</b>	<b>512</b>	<b>541</b>	<b>551</b>
<b>600</b>	<b>604</b>	<b>612</b>	<b>641</b>	<b>651</b>
<b>700</b>	<b>704</b>	<b>711</b>	<b>731</b>	<b>739</b>
<b>800</b>	<b>804</b>	<b>811</b>	<b>831</b>	<b>839</b>
<b>900</b>	<b>904</b>	<b>911</b>	<b>931</b>	<b>939</b>
<b>1000</b>	<b>1004</b>	<b>1011</b>	<b>1031</b>	<b>1039</b>
<b>1100</b>	<b>1104</b>	<b>1111</b>	<b>1131</b>	<b>1139</b>
1200	1204	1211	1231	1239

## Contact Us

we're here to help  
**Customer Service**  
**Commendations/Complaints**  
**Schedules, Fares and Lost & Found**

NJTransit Information . . . . . 1 (973) 275-5555  
 Text Telephone (TT) . . . . . 1 (800) 772-2287

### PORT AUTHORITY BUS TERMINAL DEPARTURE INFORMATION

#### Local Service & Express Service

6:00 AM - 10:00 PM Gate 213  
 10:01 PM - 1:00 AM Gate 316

Please purchase your tickets at Ticket Windows 1-10 on the Main Level of the terminal before boarding bus.



All trips are operated with lift-equipped buses. NOTE: when traveling into or out of the Port Authority Bus Terminal or George Washington Bridge Bus Station, please call 1 (973) 275-5555 in advance for the location of an accessible boarding gate.